

OHIO GEAR RATIO MULTIPLIER NOMENCLATURE



Style	Size	Ratio	Motor Flange		Output Flange	
Solid Output Shaft TXMQ - Motorized, Quill Input TXM - Motorized, Flexible Coupling Input TX- Non-Flanged	1, 2, 3	See Tables Below	Input Flange Code	For NEMA Frame	Output Flange Code	For NEMA Frame
			48	48CZ	56	56C
			56	56C	140	143-5TC
			140	143-5TC	180	182-4TC
			180	182-4TC	210	213-5TC
			210	213-5TC		
			250	254-6TC		
"Blank"	Non-motorized input					

SAMPLE MODEL NUMBER

TXMQ Style	1 Size	4 Ratio	56 Motor Input Flange	56 Output Flange
Motorized Quill Input Series 1, 4:1 Ratio, 5/8" Input Bore with NEMA 56C Input Flange and 56C Output Flange				

MAXIMUM RATING TABLES

SIZE 1

Exact Ratio	Input RPM	Output RPM	Input HP	Output HP	Output TQ (in-lbs)	Overhung Load (lbs)	LIST*
2.056	1750	851	4.69	4.55	347	222	\$644
2.929	1750	598	3.64	3.53	384	265	
4.000	1750	438	2.91	2.82	419	300	
5.111	1750	342	2.33	2.26	428	300	
7.462	1750	235	1.56	1.52	419	300	

SIZE 2

Exact Ratio	Input RPM	Output RPM	Input HP	Output HP	Output TQ (in-lbs)	Overhung Load 56C (lbs)	Overhung Load 140TC (lbs)	LIST*
2.000	1750	875	6.00	5.88	424	358	358	\$735
2.913	1750	601	4.21	4.13	433	375	434	
4.000	1750	438	3.63	3.55	511	375	455	
5.000	1750	350	3.00	2.94	529	375	455	
7.182	1750	244	2.62	2.57	664	375	455	

SIZE 3

Exact Ratio	Input RPM	Output RPM	Input HP	Output HP	Output TQ (in-lbs)	Overhung Load (lbs)	LIST*
2.000	1750	875	20.00	19.6	1412	900	\$860
2.964	1750	590	12.98	12.72	1357	900	
4.045	1750	433	11.35	11.13	1621	900	
5.167	1750	339	10.07	9.87	1836	900	
7.538	1750	232	5.80	5.69	1544	900	

* List Price is for TXMQ Style

TXQ TORQUE AND RATIO MULTIPLIERS - DIMENSIONS

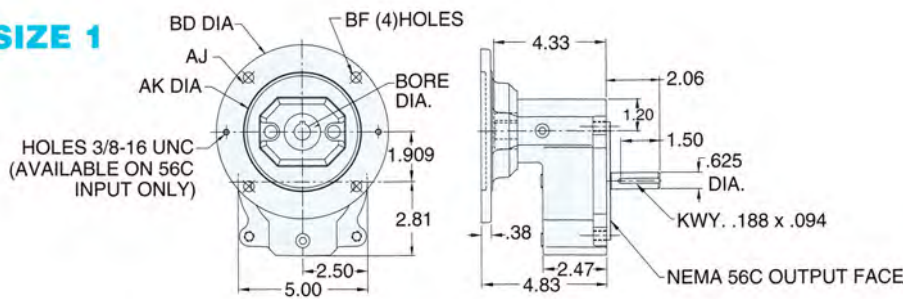
DIMENSIONS (inches)

SIZE/STYLE	FRAME COMBINATIONS (INPUT-OUTPUT)	AJ	AK	BD	BF	INPUT BORE	INPUT KWY*	OUTPUT KWY	O	T <small>+0.000 -1.0015</small>	L1	LQ1	RQ	WGT LBS
1 TXMQ	56C - 56C	5.88	4.50	6.64	0.41	.625	3/16 X 3/32	.188 X 0.94	2.06	.625	--	4.83	4.33	19
2 TXMQ, TXM, TX	140TC - 56C	5.88	4.50	6.64	0.46	.875	.188 X 0.94	.188 X 0.94	2.06	0.625	7.86	5.25	4.75	22
	2.13								0.875					
3 TXMQ, TXM, TX	180TC - 180TC	7.25	8.50	9.00	0.53	1.125	.250 X .125	.250 X .125 X 1.80	2.62	1.125	13.45	7.76	7.25	45
	210TC - 180TC					1.375	.312 X .156**							
	250TC - 180TC					1.625	.375 X .188**							
	180TC - 210TC					1.125	.250 X .125	.312 X .156 X 2.63	3.12	1.375	13.45	7.76	7.25	
	210TC - 210TC					1.375	.312 X .156**							
	250TC - 210TC					1.625	.375 X .188**							

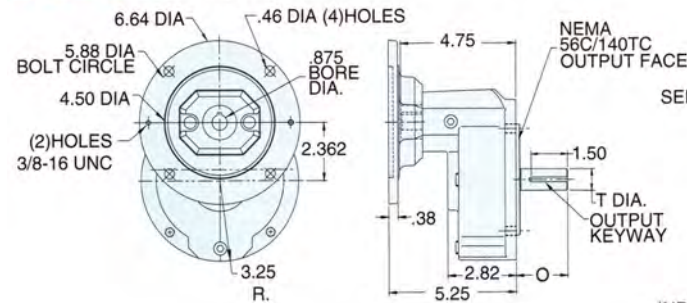
* Keyway width by depth

*** Input keyway for styles TXM & TX is .250 X .125

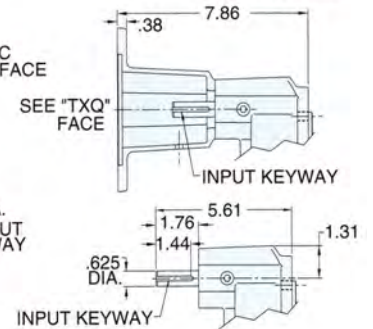
SIZE 1



SIZE 2 Style TXMQ



Style TXM



Style TX

SIZE 3

